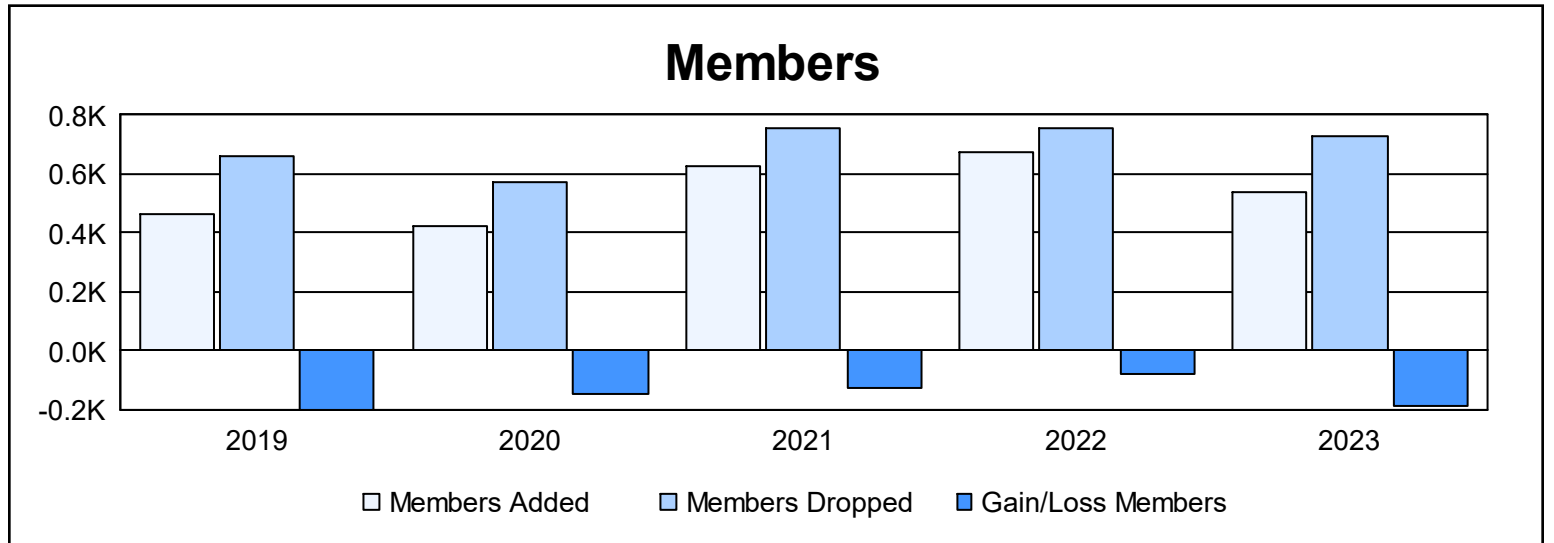
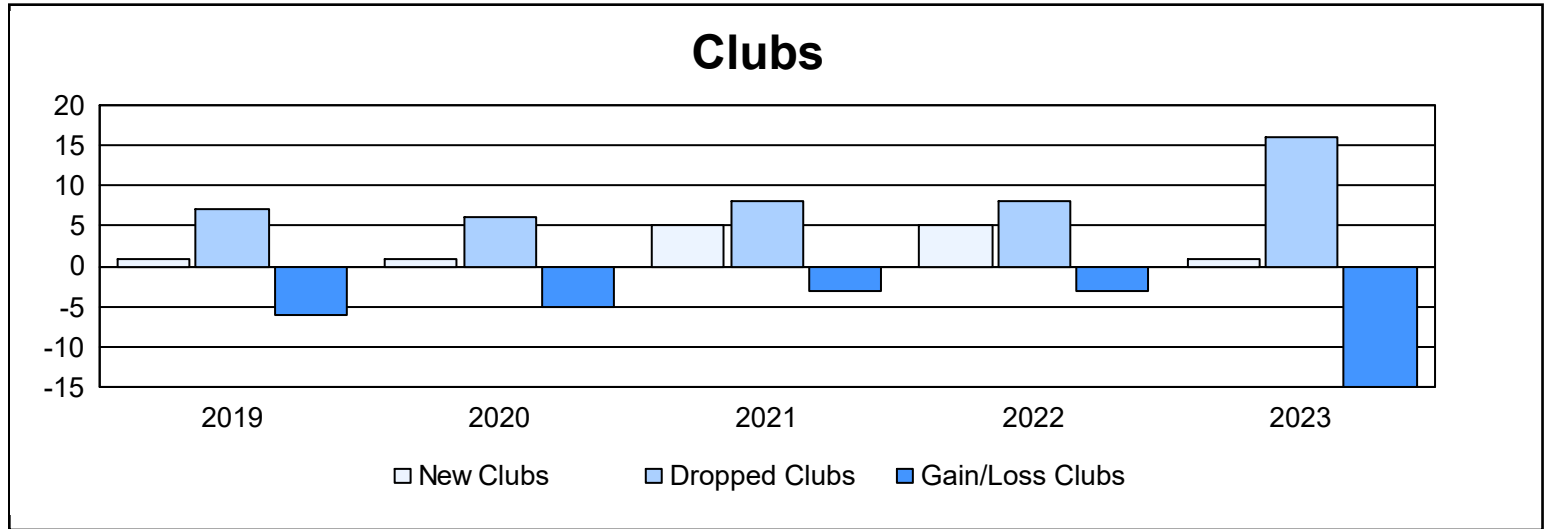
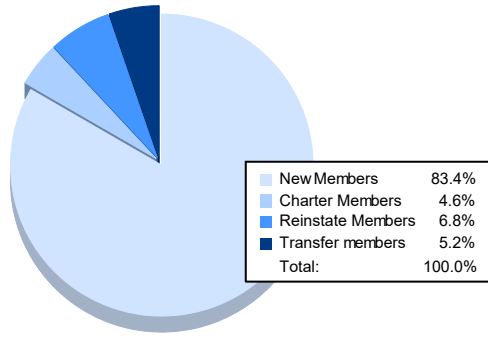


| Year | New Clubs | Dropped Clubs | Gain/ Loss Clubs | New Members | Charter Members | Reinstate Members | Transfer Members | Total Member Added | Total Members Dropped | Gain/ Loss Members |
|----------------|-----------|---------------|------------------|-------------|-----------------|-------------------|------------------|--------------------|-----------------------|--------------------|
| 2018-2019 | 1 | 7 | -6 | 383 | 32 | 16 | 30 | 461 | 659 | -198 |
| 2019-2020 | 1 | 6 | -5 | 355 | 25 | 20 | 26 | 426 | 573 | -147 |
| 2020-2021 | 5 | 8 | -3 | 440 | 134 | 44 | 12 | 630 | 754 | -124 |
| 2021-2022 | 5 | 8 | -3 | 492 | 120 | 46 | 18 | 676 | 753 | -77 |
| 2022-2023 | 1 | 16 | -15 | 451 | 25 | 37 | 28 | 541 | 728 | -187 |
| Average | 3 | 9 | -6 | 424 | 67 | 33 | 23 | 547 | 693 | -147 |



Membership Composition June 2023 Cumulative



Gender Composition June 2023 Cumulative

